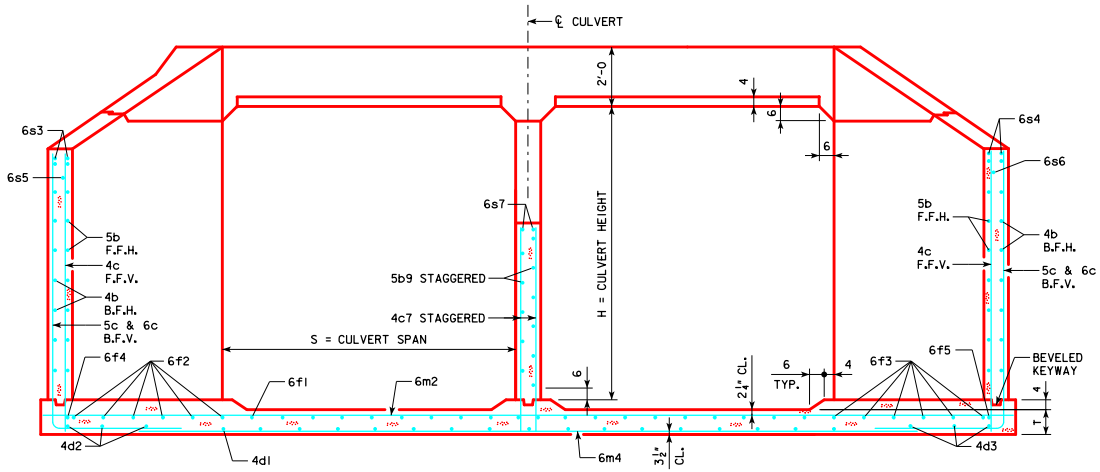

TYPICAL SECTION - NEAR CENTER OF APRON

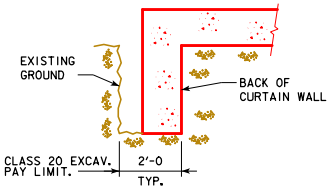

CURTAIN WALL
CLASS 20 EXCAVATION

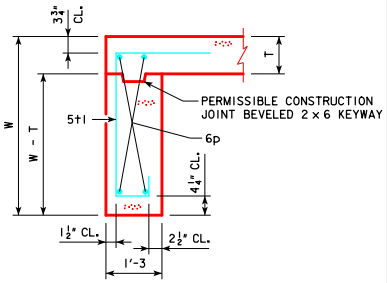

SECTION THRU CURTAIN WALL

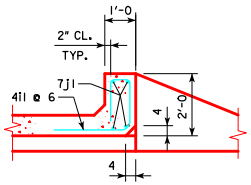

SECTION THRU PARAPET

CULVERT HEIGHT (H)	ANGLE	
	∡L	∡S
4'	31°24'	51°02'
5'	31°11'	50°16'
6'	31°03'	49°39'
7'	30°55'	49°16'
8'	30°51'	48°54'
9'	30°46'	48°41'
10'	30°43'	48°27'
11'	30°41'	48°19'
12'	30°38'	48°09'

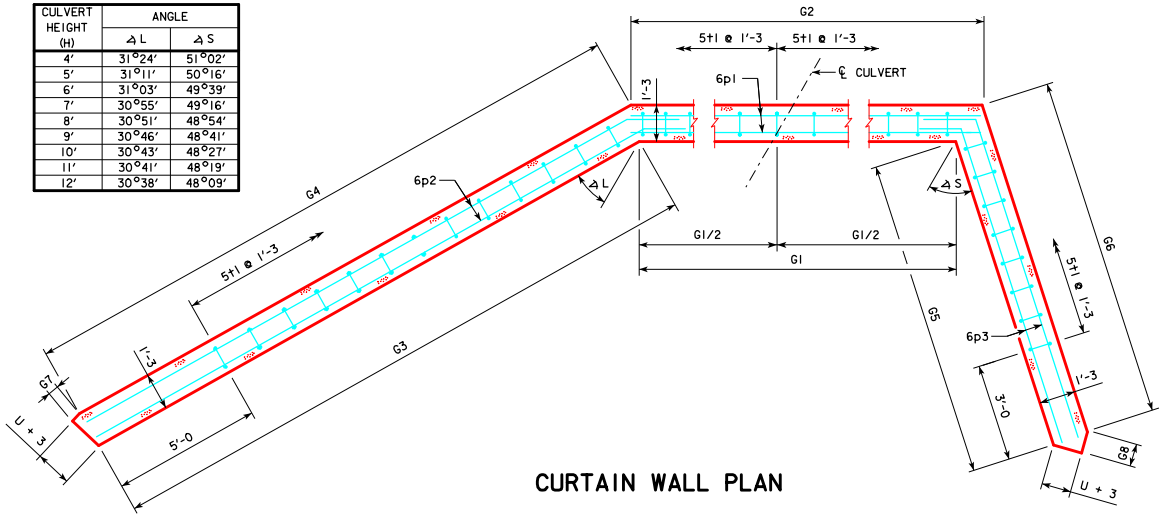

CURTAIN WALL PLAN

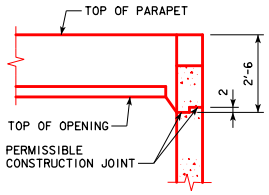

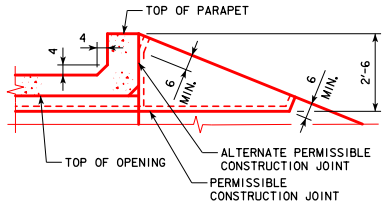

TOP OF WINGWALL DETAILS

NOTES:

1. SEE SHEET TWRCB G1-12 FOR GENERAL INFORMATION, SPECIFICATIONS, AND DESIGN STRESSES.
2. FOR DIMENSION TABLE SEE SHEET TWH 30-2-12.

12-2016
LATEST REVISION DATE

APPROVED BY BRIDGE ENGINEER

Iowa Department of Transportation
Highway Division

STANDARD DESIGN

TWIN REINFORCED CONCRETE BOX CULVERTS

APRIL, 2012

FLARED WING HEADWALLS

30° SKEW

TWH 30-4-12

REVISED 12-2016: ADDED CURTAIN WALL CLASS 20 EXCAVATION DETAIL.
ENGLISH REDESIGNED TWINCULVERTS.DGN - TWH 30-4-12 - THIS SHEET ISSUED 04-12.