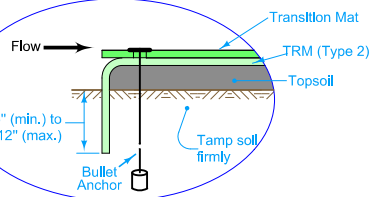
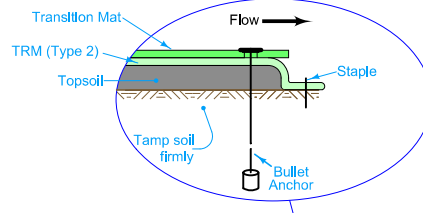


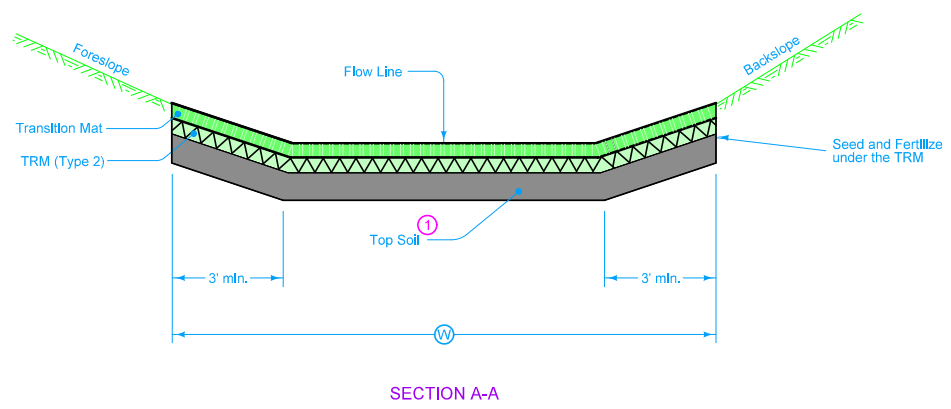
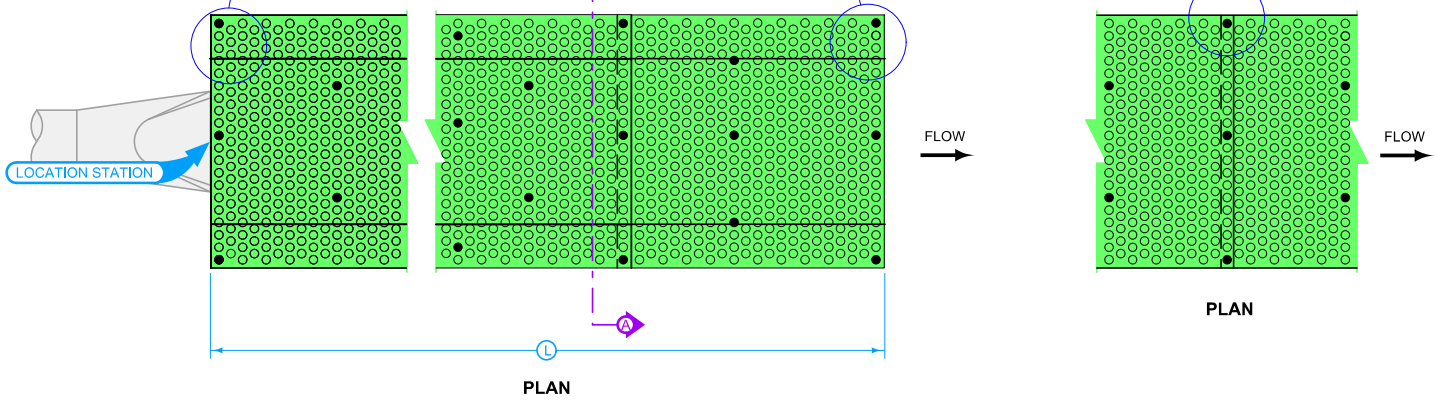
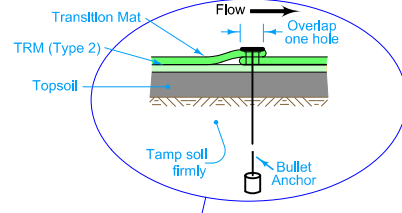
START OF PROTECTION



TERMINAL END



LAP JOINT (TM)



- TM
- TRM (Type 2)

Refer to Standard Road Plan [EC-104](#) for the placement of the TRM.

- 1 Place at same thickness as surrounding area. Refer to T Sheets to determine topsoil thickness for the surrounding area.

Possible Contract Items:
Transition Mat

Possible Tabulation:
100-09

<p>STANDARD ROAD PLAN</p> <p style="font-size: small;">REVISIONS: Changed Possible Contract Items to Transition Mat.</p> <p style="text-align: center; font-size: small;"><i>Brian Smith</i> APPROVED BY DESIGN METHODS ENGINEER</p>	REVISION 3 04-17-18
	EC-105
	SHEET 1 of 1
TRANSITION MAT (TM)	