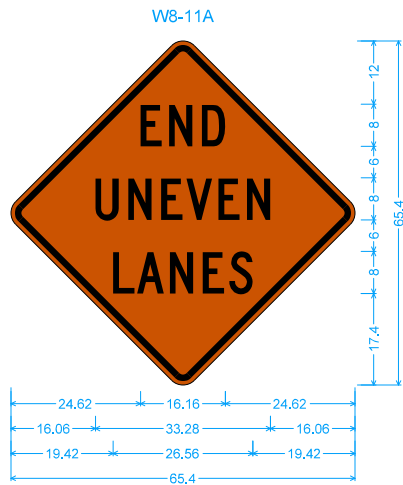
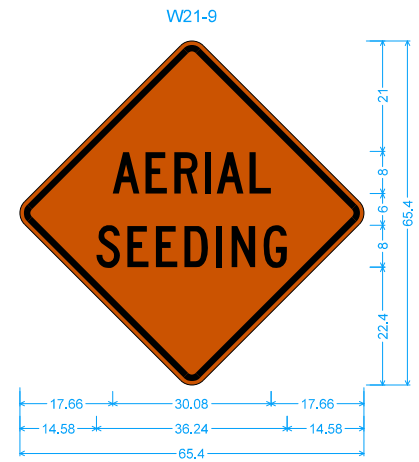


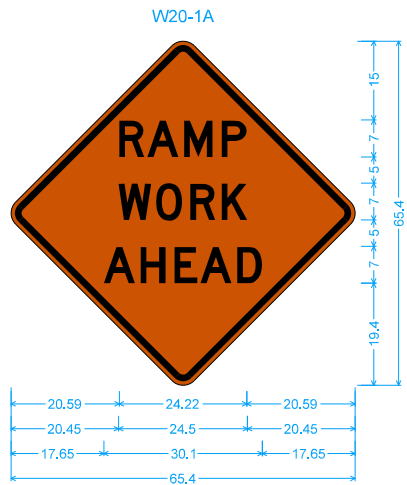
W4-2M;  
48.00" across sides 3.00" Radius, 1.25" Border, 0.75" Indent, Black on Orange;  
[MERGE] C 2K;  
Standard Arrow Custom 29.25" X 13.50" 180°;



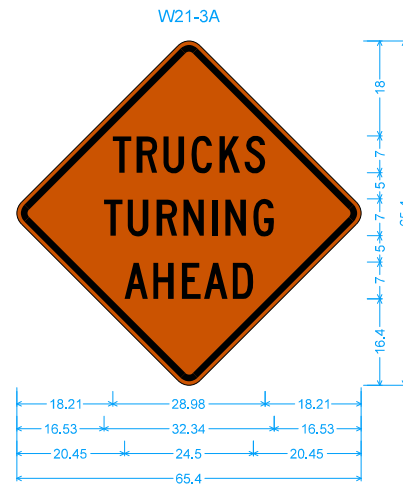
W8-11A;  
48.00" across sides 3.00" Radius, 1.25" Border, 0.75" Indent, Black on Orange;  
[END] C 2K; [UNEVEN] C 2K; [LANES] C 2K;



W21-9;  
48.00" across sides 3.00" Radius, 1.25" Border, 0.75" Indent, Black on Orange;  
[AERIAL] C 2K; [SEEDING] C 2K;

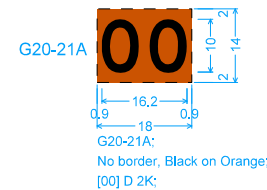
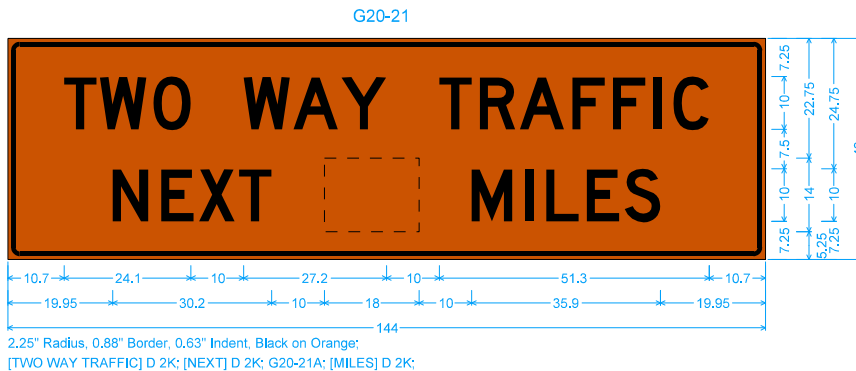
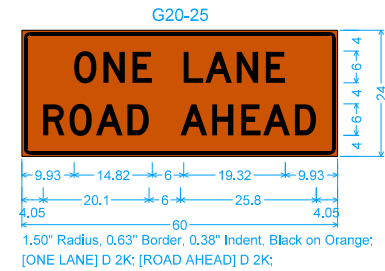
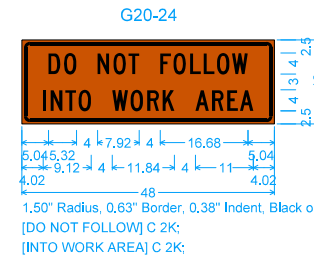
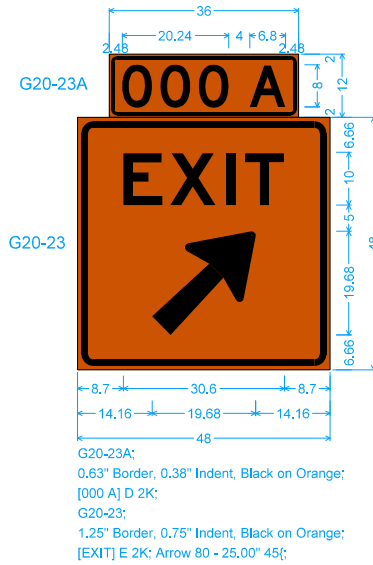
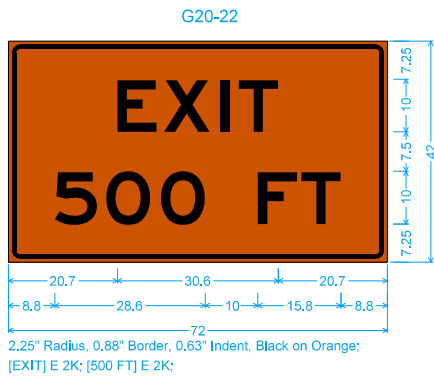


W20-1A;  
48.00" across sides 3.00" Radius, 1.25" Border, 0.75" Indent, Black on Orange;  
[RAMP] D 2K; [WORK] D 2K; [AHEAD] D 2K;

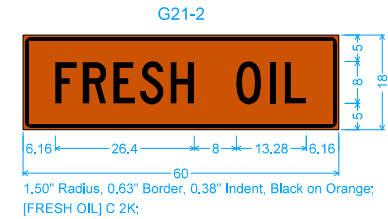
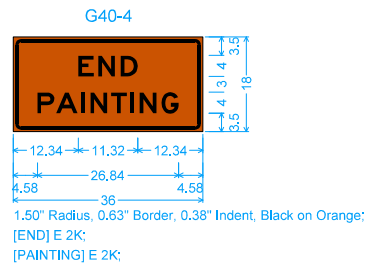
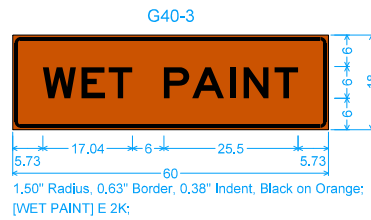
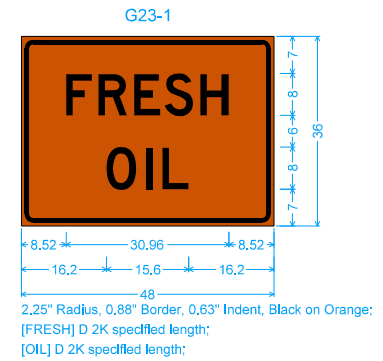
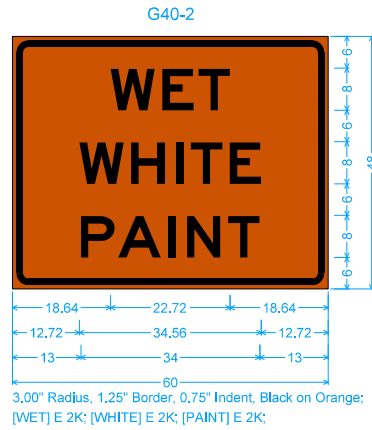


W21-3A;  
48.00" across sides 3.00" Radius, 1.25" Border, 0.75" Indent, Black on Orange;  
[TRUCKS] C 2K; [TURNING] C 2K;  
[AHEAD] C 2K;

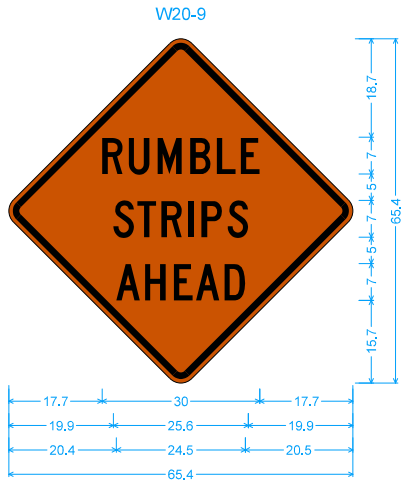
	REVISION	
	5	10-17-17
<b>STANDARD ROAD PLAN</b>	SI-881	
	SHEET 1 of 4	
REVISIONS: Added RUMBLE STRIPS AHEAD sign to page 4.		
 APPROVED BY DESIGN METHODS ENGINEER		
<b>SPECIAL SIGNS FOR WORKZONES</b>		



	REVISION	
	5	10-17-17
STANDARD ROAD PLAN		SI-881
REVISIONS: Added RUMBLE STRIPS AHEAD sign to page 4.		
 APPROVED BY DESIGN METHODS ENGINEER		
SPECIAL SIGNS FOR WORKZONES		



	REVISION	
	5	10-17-17
<b>STANDARD ROAD PLAN</b>	SI-881	
	SHEET 3 of 4	
REVISIONS: Added RUMBLE STRIPS AHEAD sign to page 4.		
APPROVED BY DESIGN METHODS ENGINEER		
<b>SPECIAL SIGNS FOR WORKZONES</b>		



W20-9;  
 48,0" across sides 3,0" Radius, 1,3" Border, 0,8" Indent, Black on Orange;  
 [RUMBLE] C 2K; [STRIPS] C 2K; [AHEAD] C 2K;

	REVISION	
	5	10-17-17
<b>STANDARD ROAD PLAN</b>	<b>SI-881</b>	
	SHEET 4 of 4	
<small>REVISIONS: Added RUMBLE STRIPS AHEAD sign to page 4.</small>		
<small>APPROVED BY DESIGN METHODS ENGINEER</small>		
<b>SPECIAL SIGNS FOR WORKZONES</b>		